

THUNDER4WD_v2a Guide

I need donations for the cost of developing my EA, but you only need to do if you like or want to help me, or are profit from this EA.

THUNDER4WD is free EA, you can get and use it for Unlimited.

for certain reasons I only share my *.ex4 files for the latest version update, given the many people who can sell them if I share my *.mq4 source update.

But... don't worry, because for the EA is required only need the *.ex4 files. (!_rdb_THUNDER4WD_v2a.ex4)

Before you open the program MetaTrader4, make sure to save the file you downloaded with this manual to the appropriate folder.

As an example I will use MT4 Alpari-UK.

Files that you download consists of 3 folders (EA, Indicator, templates)

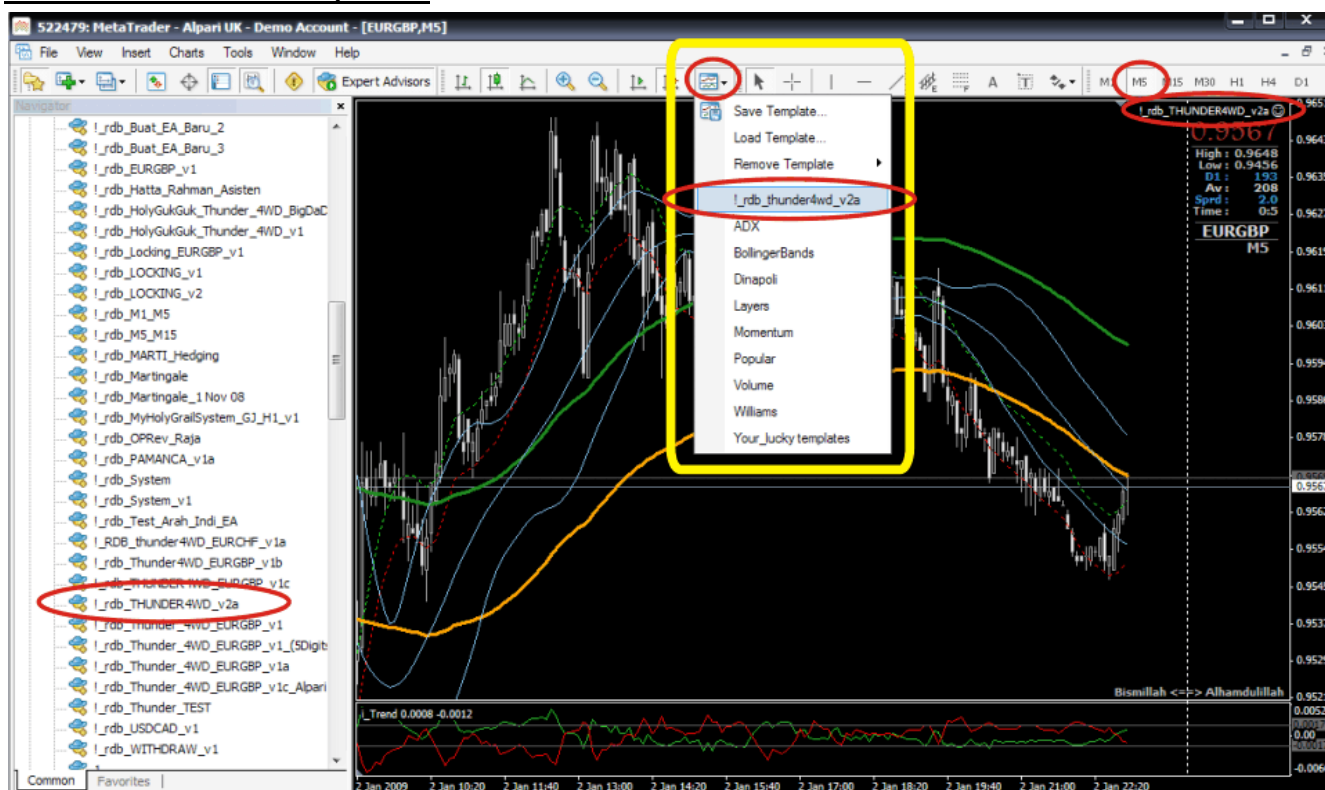
1. Open the **EA** folder and copy all the files in the folder and then paste **C:\ProgramFiles\MetaTrader - Alpari UK\experts**
2. Open the **Indicators** folder and copy all the files in the folder and then paste **C:\ProgramFiles\MetaTrader - Alpari UK\experts\indicators**
3. Open the **Template** folder and copy all the files in the folder and then paste **C:\ProgramFiles\MetaTrader - Alpari UK\templates**

Now you can open the program MetaTrader4,

Open **EURGBP** chart and select **TimeFrame M5**

and then switch the template by clicking **Charts\Template\!_rdb_THUNDER4WD_v2a templates.**

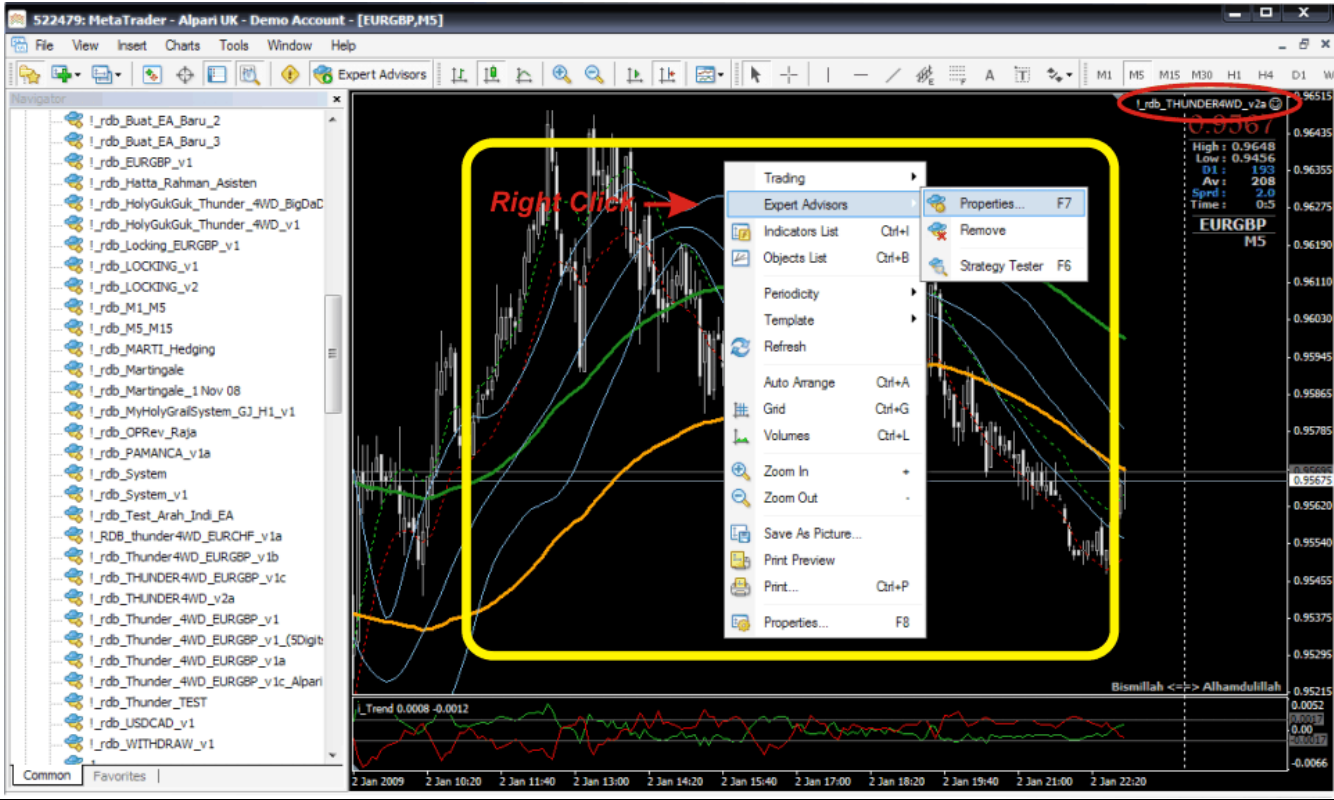
You will see charts like this picture:



after you activate the template "!_rdb_THUNDER4WD_v2a" templates in the chart, that means you have a complete EA and the indicators are required by EA on the chart.

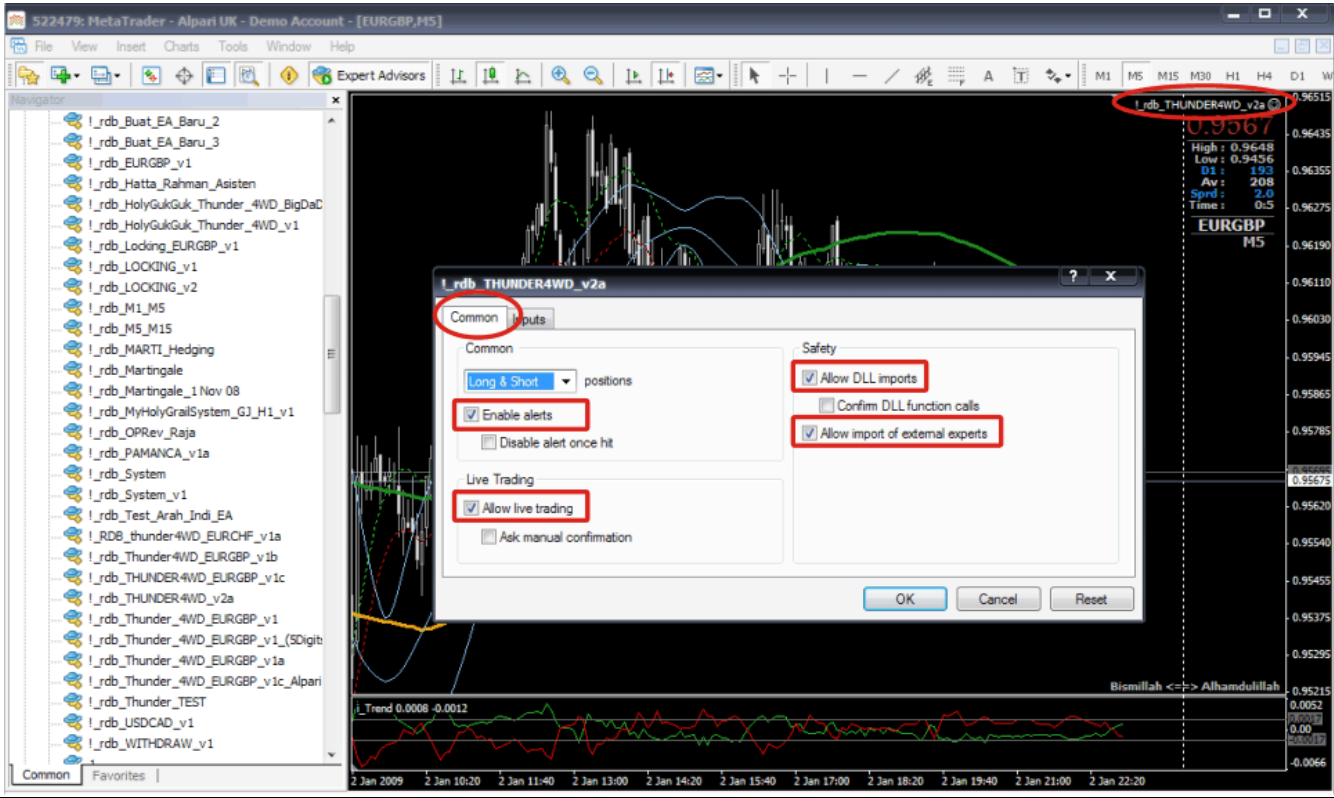
Now, we need to activate the EA in the charts.

Right-click select Expert Advisor Propertis click (or press the F7).



after you choose the **Properties** or pressing the button **F7**

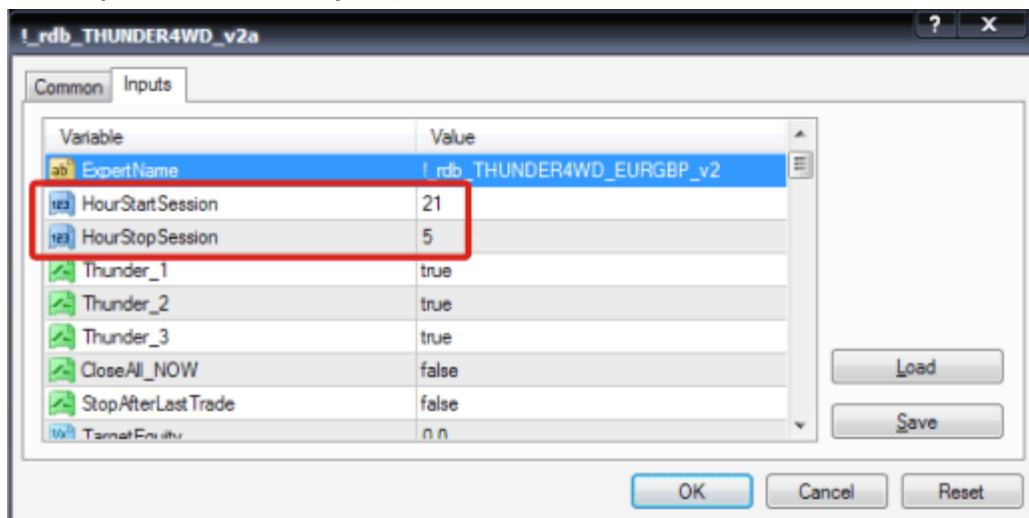
The image will appear



Klik “OK” and the EA is ready to do Automated Trade for you.

Another thing that needs to be is setting in the EA, you need to change the settings are:

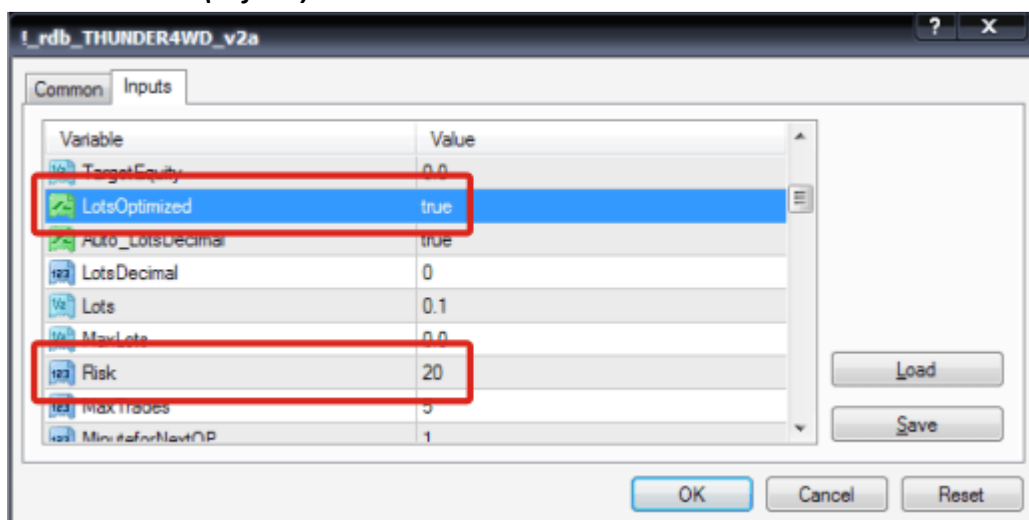
- **HourStartSession** = 21 (default)
- **HourStopSession** = 5 (default)



This related to the clock / timer broker, the broker note on the hour charts, no matter where you are now and what time you are in, because these settings are not related to the local time but the time to read the broker on MT4.

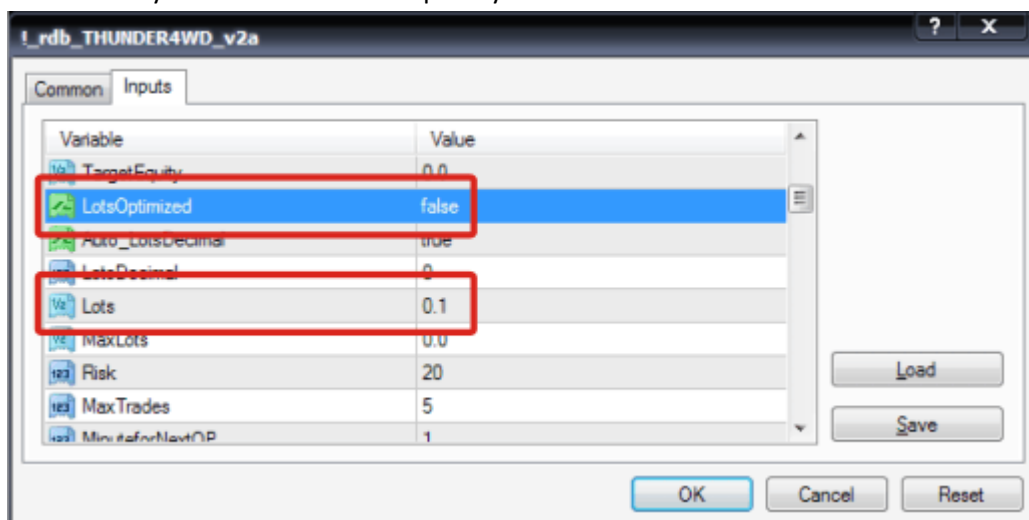
EA will only make trading in the range of time **OpenHour - CloseHour**

- **Risk** = 20 (default)



Risk set the number of the Lot will be opened by EA using the **LotsOptimized** Setting **TRUE** with calculations **AccountFreeMargin / Risk / MaxTrades**.

If you want the EA open fixed Lot, please change **LotsOptimized** Setting **FALSE** then change **Lots = 0.1** to the number you want lot amount open by EA

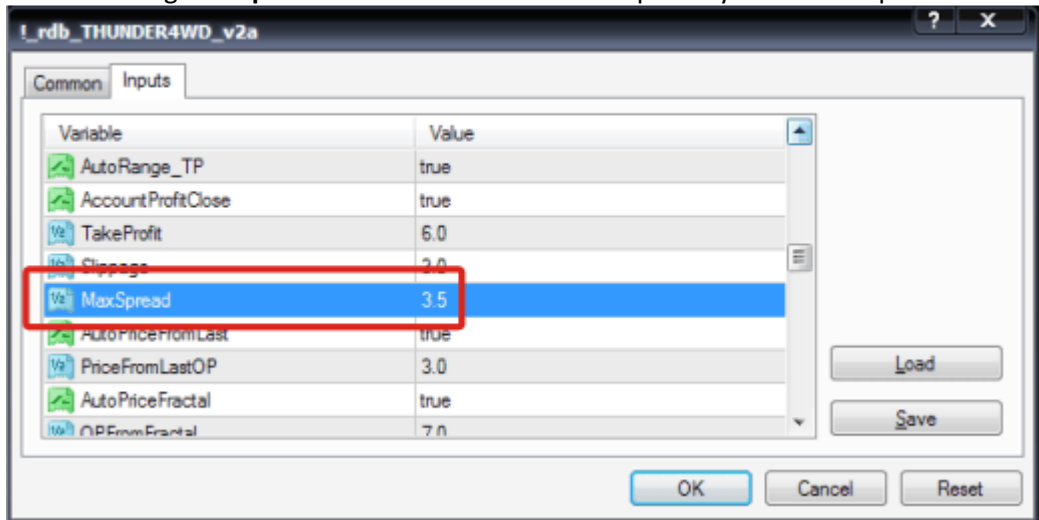


The base system used by EA is looking for the sideways conditions around at Asian Session with small **TakeProfit 5-9 Pips** and **Stoploss 28-32 Pips**

During you want to use this EA, the computer must be online and MT4 connected either with your broker.

Spread of your broker is another vital setting for scalper strategy. Do not use scalper strategy on brokers with spread = 5 or more. For scalper strategy allowed spread size is 2-4 only.

Default setting **MaxSpread=3.5** and The EA will not Open any Position if Spread more than MaxSpread



Hopefully the results of this work can be useful for many people to make profit.

To support my creativity please donate for me with all yours heart :

my Bank Account :

Name : Abd Rahman
Rek. No. : 7990026640
Bank Name : Bank Central Asia
Branch of Bank : Kawasan Industri
Bank Address : Jln. Perintis Kemerdekaan Blok A No. 1
Bank Postal Code : 90241
Bank City : Makassar
Bank State : Sulawesi Selatan
Country : Indonesian
Bank Telephon : +624114723277-80
Bank Swift : CENAIJJA

Liberty Reserve : abdul rahman (U7067895)

PayPal : abdulrahman_maros@yahoo.com

Best Regards,

rdb